

# VASCULOGENESIS-ANGIOGENESIS TEST

## for detecting inhibitors of blood vessel formation

### APPLICATIONS

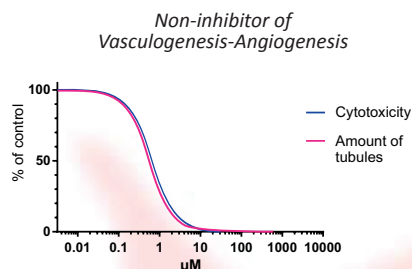
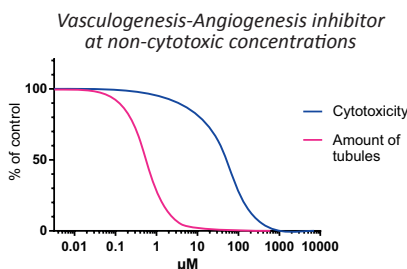
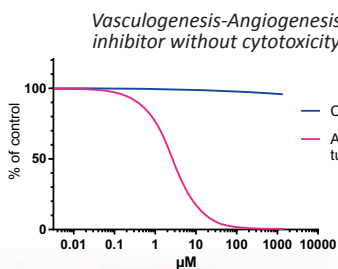
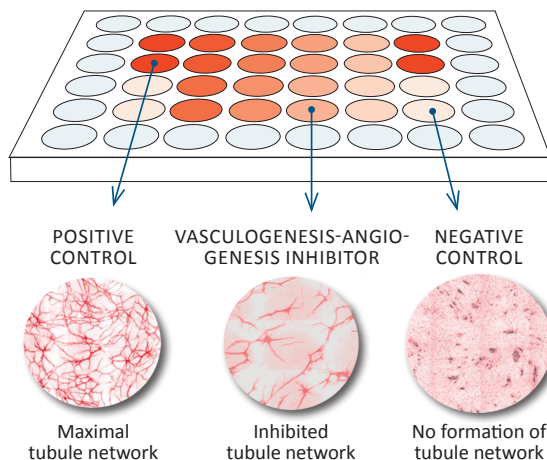
- Biomedical research
- Drug development (e.g. cancer drugs)
- Predicting teratogenic effects of chemicals (pharmaceuticals, cosmetics, industrial chemicals, biocides etc.) and their mixtures

### WE PROVIDE

- Testing services on potential vasculogenic and angiogenic inhibitors
- GLP and non-GLP testing service

### FEATURES

- Human cell-based 3D-model of vasculogenesis-angiogenesis structure
- Consists of a co-culture of HUVEC and hASC
- Characterized quality controlled cells
- A novel serum-free medium
- Standardized protocol for testing vasculogenic and angiogenic inhibitors in 48-well format
- Intralaboratory validated in FICAM™
- End points:
  - Tubule length and number of branches
  - Cytotoxicity (NRU or WST-1)
- Classification: Chemical has or has not an inhibitory effect on vasculogenesis-angiogenesis



### REFERENCES:

Toimela *et al.* *Reprod Toxicol* 70 (116-125), 2017  
Huttala *et al.* *ALTEX* 32(2), 2015

FICAM is a GLP-certified research and testing laboratory, and the centre of expertise for alternative methods to animal experimentation in Finland. FICAM has a long experience in the use and development of human cell and tissue based test models and methods.

### CONTACT INFO:

Tel +358-40-1901360  
Arvo Ylpön katu 34  
33520 Tampere  
ficam.fi; marika.mannerstrom@tuni.fi